




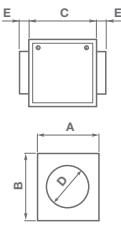

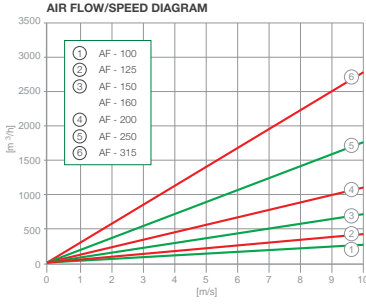
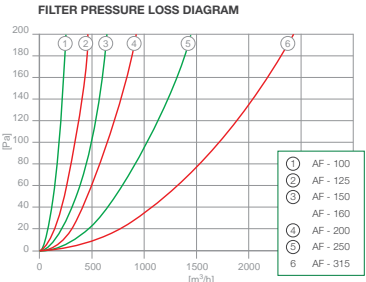
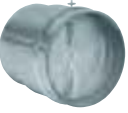
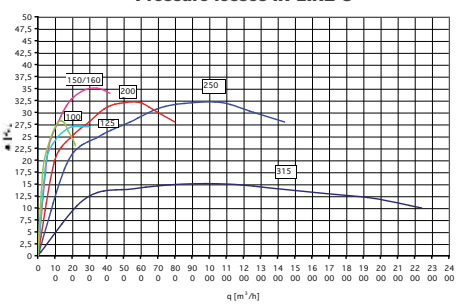
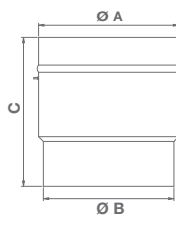
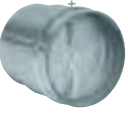
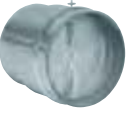

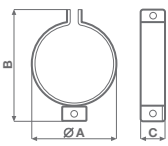



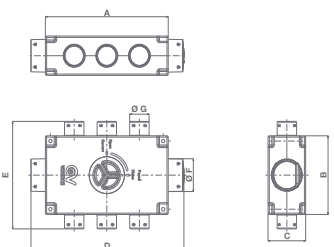

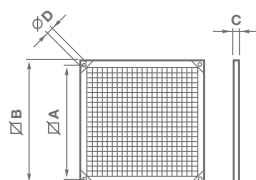

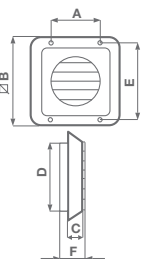

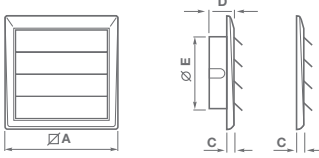



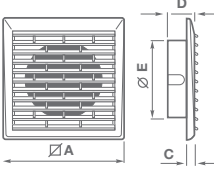

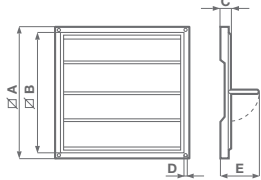

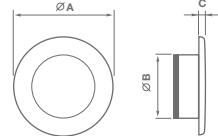
# SYSTEM COMPONENTS


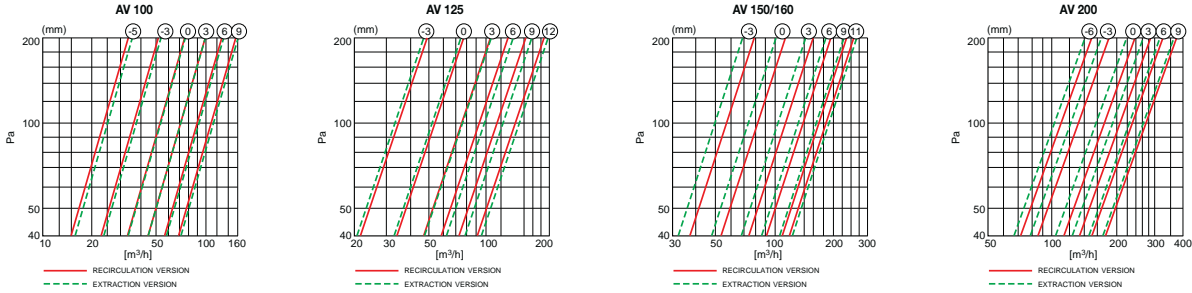
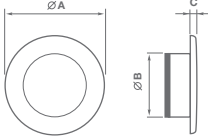


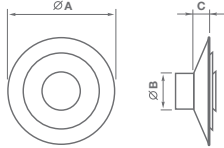

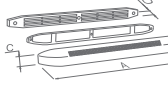



Models		Code	Dimensions																																																																
	<p><b>NA Noise attenuator</b></p> <p>- To be installed in the ventilation system, always after the fan, and/or the filter box/duct heater</p>	<p>22780 22781 22756 22784 22785 22786</p>	 <table border="1"> <thead> <tr> <th>Models</th> <th>Code</th> <th>Ø A</th> <th>Ø B</th> <th>C</th> <th>D</th> </tr> </thead> <tbody> <tr> <td>NA 100</td> <td>22780</td> <td>211</td> <td>100</td> <td>1000</td> <td>60</td> </tr> <tr> <td>NA 125</td> <td>22781</td> <td>241</td> <td>125</td> <td>1000</td> <td>60</td> </tr> <tr> <td>NA 150</td> <td>22756</td> <td>266</td> <td>150</td> <td>1000</td> <td>60</td> </tr> <tr> <td>NA 200</td> <td>22784</td> <td>316</td> <td>200</td> <td>1000</td> <td>60</td> </tr> <tr> <td>NA 250</td> <td>22785</td> <td>367</td> <td>250</td> <td>1000</td> <td>60</td> </tr> <tr> <td>NA 315</td> <td>22786</td> <td>417</td> <td>315</td> <td>1000</td> <td>60</td> </tr> </tbody> </table> <p>Dimensions (mm)</p>	Models	Code	Ø A	Ø B	C	D	NA 100	22780	211	100	1000	60	NA 125	22781	241	125	1000	60	NA 150	22756	266	150	1000	60	NA 200	22784	316	200	1000	60	NA 250	22785	367	250	1000	60	NA 315	22786	417	315	1000	60																						
Models	Code	Ø A	Ø B	C	D																																																														
NA 100	22780	211	100	1000	60																																																														
NA 125	22781	241	125	1000	60																																																														
NA 150	22756	266	150	1000	60																																																														
NA 200	22784	316	200	1000	60																																																														
NA 250	22785	367	250	1000	60																																																														
NA 315	22786	417	315	1000	60																																																														
	<p><b>AFD Aluminium flexible duct</b></p> <p>- Ideal for ventilation and air conditioning low noise and for high pressure.</p>	<p>22175 22176 22177 22179 22180 22181</p>	 <table border="1"> <thead> <tr> <th>Models</th> <th>Code</th> <th>Ø A</th> <th>C</th> </tr> </thead> <tbody> <tr> <td>AFD 100-4</td> <td>22175</td> <td>102</td> <td>4000</td> </tr> <tr> <td>AFD 125-4</td> <td>22176</td> <td>127</td> <td>4000</td> </tr> <tr> <td>AFD 150-4</td> <td>22177</td> <td>152</td> <td>4000</td> </tr> <tr> <td>AFD 200-10</td> <td>22179</td> <td>203</td> <td>10000</td> </tr> <tr> <td>AFD 250-10</td> <td>22180</td> <td>254</td> <td>10000</td> </tr> <tr> <td>AFD 315-10</td> <td>22181</td> <td>315</td> <td>10000</td> </tr> </tbody> </table> <p>Dimensions (mm)</p>	Models	Code	Ø A	C	AFD 100-4	22175	102	4000	AFD 125-4	22176	127	4000	AFD 150-4	22177	152	4000	AFD 200-10	22179	203	10000	AFD 250-10	22180	254	10000	AFD 315-10	22181	315	10000																																				
Models	Code	Ø A	C																																																																
AFD 100-4	22175	102	4000																																																																
AFD 125-4	22176	127	4000																																																																
AFD 150-4	22177	152	4000																																																																
AFD 200-10	22179	203	10000																																																																
AFD 250-10	22180	254	10000																																																																
AFD 315-10	22181	315	10000																																																																
	<p><b>AFD-I Insulated aluminium flexible duct</b></p> <p>- Ideal for ventilation and air conditioning, low heat dissipation, condensation, noise and for high pressure</p>	<p>22182 22183 22184 22186 22187 22188</p>	 <table border="1"> <thead> <tr> <th>Models</th> <th>Code</th> <th>Ø A</th> <th>C</th> </tr> </thead> <tbody> <tr> <td>AFD-I 100-4</td> <td>22182</td> <td>102</td> <td>4000</td> </tr> <tr> <td>AFD-I 125-4</td> <td>22183</td> <td>127</td> <td>4000</td> </tr> <tr> <td>AFD-I 150-4</td> <td>22184</td> <td>152</td> <td>4000</td> </tr> <tr> <td>AFD-I 200-10</td> <td>22186</td> <td>203</td> <td>10000</td> </tr> <tr> <td>AFD-I 250-10</td> <td>22187</td> <td>254</td> <td>10000</td> </tr> <tr> <td>AFD-I 315-10</td> <td>22188</td> <td>315</td> <td>10000</td> </tr> </tbody> </table> <p>Dimensions (mm)</p>	Models	Code	Ø A	C	AFD-I 100-4	22182	102	4000	AFD-I 125-4	22183	127	4000	AFD-I 150-4	22184	152	4000	AFD-I 200-10	22186	203	10000	AFD-I 250-10	22187	254	10000	AFD-I 315-10	22188	315	10000																																				
Models	Code	Ø A	C																																																																
AFD-I 100-4	22182	102	4000																																																																
AFD-I 125-4	22183	127	4000																																																																
AFD-I 150-4	22184	152	4000																																																																
AFD-I 200-10	22186	203	10000																																																																
AFD-I 250-10	22187	254	10000																																																																
AFD-I 315-10	22188	315	10000																																																																
	<p>- To be installed in the ventilation system, always after the fan and/or the noise attenuator/air filter</p>	<p>22467 22598 22468 22469 22627</p>	 <table border="1"> <thead> <tr> <th>Models</th> <th>Code</th> <th>A</th> <th>B</th> <th>C</th> <th>Ø D</th> <th>E</th> <th>F</th> <th>Kg</th> </tr> </thead> <tbody> <tr> <td>ELECTRIC HEATER 500 W</td> <td>22467</td> <td>150</td> <td>285</td> <td>40</td> <td>150</td> <td>380</td> <td>250</td> <td>2.2</td> </tr> <tr> <td>ELECTRIC HEATER 500 W</td> <td>22598</td> <td>125</td> <td>300</td> <td>50</td> <td>121</td> <td>400</td> <td>222</td> <td>1.8</td> </tr> <tr> <td>ELECTRIC HEATER 1200 W</td> <td>22468</td> <td>150</td> <td>285</td> <td>40</td> <td>150</td> <td>380</td> <td>250</td> <td>2.6</td> </tr> <tr> <td>ELECTRIC HEATER 1800 W</td> <td>22469</td> <td>164</td> <td>278</td> <td>42</td> <td>147</td> <td>375</td> <td>250</td> <td>2.8</td> </tr> <tr> <td>ELECTRIC HEATER</td> <td>22627</td> <td>125</td> <td>300</td> <td>50</td> <td>121</td> <td>400</td> <td>222</td> <td>1.8</td> </tr> </tbody> </table> <p>Dimensions (mm)</p>	Models	Code	A	B	C	Ø D	E	F	Kg	ELECTRIC HEATER 500 W	22467	150	285	40	150	380	250	2.2	ELECTRIC HEATER 500 W	22598	125	300	50	121	400	222	1.8	ELECTRIC HEATER 1200 W	22468	150	285	40	150	380	250	2.6	ELECTRIC HEATER 1800 W	22469	164	278	42	147	375	250	2.8	ELECTRIC HEATER	22627	125	300	50	121	400	222	1.8										
Models	Code	A	B	C	Ø D	E	F	Kg																																																											
ELECTRIC HEATER 500 W	22467	150	285	40	150	380	250	2.2																																																											
ELECTRIC HEATER 500 W	22598	125	300	50	121	400	222	1.8																																																											
ELECTRIC HEATER 1200 W	22468	150	285	40	150	380	250	2.6																																																											
ELECTRIC HEATER 1800 W	22469	164	278	42	147	375	250	2.8																																																											
ELECTRIC HEATER	22627	125	300	50	121	400	222	1.8																																																											
	<p><b>AH Duct heater</b></p> <p>- To be installed in the ventilation system, always after the fan and/or the noise attenuator/air filter</p>	<p>22796 22797 22759 22790 22791 22792 22779</p>	 <table border="1"> <thead> <tr> <th>Models</th> <th>Code</th> <th>A</th> <th>B</th> <th>C</th> <th>Ø D</th> <th>E</th> <th>F</th> </tr> </thead> <tbody> <tr> <td>AH 100</td> <td>22796</td> <td>100</td> <td>185</td> <td>325</td> <td>100</td> <td>40</td> <td>230</td> </tr> <tr> <td>AH 125</td> <td>22797</td> <td>125</td> <td>225</td> <td>325</td> <td>125</td> <td>40</td> <td>230</td> </tr> <tr> <td>AH 150</td> <td>22759</td> <td>150</td> <td>250</td> <td>380</td> <td>150</td> <td>40</td> <td>285</td> </tr> <tr> <td>AH 200</td> <td>22790</td> <td>150</td> <td>300</td> <td>380</td> <td>200</td> <td>40</td> <td>285</td> </tr> <tr> <td>AH 250</td> <td>22791</td> <td>150</td> <td>350</td> <td>380</td> <td>250</td> <td>40</td> <td>285</td> </tr> <tr> <td>AH 315</td> <td>22792</td> <td>150</td> <td>415</td> <td>380</td> <td>315</td> <td>40</td> <td>245</td> </tr> <tr> <td>H3 315</td> <td>22779</td> <td>150</td> <td>415</td> <td>380</td> <td>315</td> <td>40</td> <td>240</td> </tr> </tbody> </table> <p>Dimensions (mm)</p>	Models	Code	A	B	C	Ø D	E	F	AH 100	22796	100	185	325	100	40	230	AH 125	22797	125	225	325	125	40	230	AH 150	22759	150	250	380	150	40	285	AH 200	22790	150	300	380	200	40	285	AH 250	22791	150	350	380	250	40	285	AH 315	22792	150	415	380	315	40	245	H3 315	22779	150	415	380	315	40	240
Models	Code	A	B	C	Ø D	E	F																																																												
AH 100	22796	100	185	325	100	40	230																																																												
AH 125	22797	125	225	325	125	40	230																																																												
AH 150	22759	150	250	380	150	40	285																																																												
AH 200	22790	150	300	380	200	40	285																																																												
AH 250	22791	150	350	380	250	40	285																																																												
AH 315	22792	150	415	380	315	40	245																																																												
H3 315	22779	150	415	380	315	40	240																																																												

Models		Code	Dimensions																																																																						
 <p><b>AF Filter box</b> - To be installed in the ventilation system, always before the fan, and/or the noise attenuator/duct heater - Suitable to avoid impurities entering into the ventilation system</p>	<p>code 22240 PD - Pressure switch</p>  <p>code 22241 FA - Flow switch</p>  <p>code 22242 Pressure switch connection set</p> 	<p>22793 22794 22799 22787 22788</p> 	<table border="1"> <thead> <tr> <th>Models</th> <th>Code</th> <th>A</th> <th>B</th> <th>C</th> <th>Ø D</th> <th>E</th> </tr> </thead> <tbody> <tr> <td>AF 100</td> <td>22793</td> <td>210</td> <td>170</td> <td>125</td> <td>100</td> <td>227</td> </tr> <tr> <td>AF 125</td> <td>22794</td> <td>220</td> <td>205</td> <td>145</td> <td>125</td> <td>252</td> </tr> <tr> <td>AF 150</td> <td>22799</td> <td>270</td> <td>235</td> <td>160</td> <td>150</td> <td>267</td> </tr> <tr> <td>AF 200</td> <td>22787</td> <td>320</td> <td>275</td> <td>185</td> <td>200</td> <td>302</td> </tr> <tr> <td>AF 250</td> <td>22788</td> <td>355</td> <td>320</td> <td>235</td> <td>250</td> <td>352</td> </tr> </tbody> </table> <p>Dimensions (mm)</p>	Models	Code	A	B	C	Ø D	E	AF 100	22793	210	170	125	100	227	AF 125	22794	220	205	145	125	252	AF 150	22799	270	235	160	150	267	AF 200	22787	320	275	185	200	302	AF 250	22788	355	320	235	250	352																												
			Models	Code	A	B	C	Ø D	E																																																																
AF 100	22793	210	170	125	100	227																																																																			
AF 125	22794	220	205	145	125	252																																																																			
AF 150	22799	270	235	160	150	267																																																																			
AF 200	22787	320	275	185	200	302																																																																			
AF 250	22788	355	320	235	250	352																																																																			
		<p><b>AIR FLOW/SPEED DIAGRAM</b></p>  <p><b>FILTER PRESSURE LOSS DIAGRAM</b></p> 																																																																							
 <p><b>IN LINE-S Backdraught shutter</b> - With aluminium shutters and return spring, for preventing air back-draughts or penetration of rain when the unit is turned off</p>	<p><b>Pressure losses IN-LINE-S</b></p> 	<p>22551 22556 22562 22566 22571 22576</p> 	<table border="1"> <thead> <tr> <th>Models</th> <th>Code</th> <th>Ø A</th> <th>Ø B</th> <th>C</th> </tr> </thead> <tbody> <tr> <td>IN LINE-S 100</td> <td>22551</td> <td>103</td> <td>96</td> <td>100</td> </tr> <tr> <td>IN LINE-S 125</td> <td>22556</td> <td>128</td> <td>122</td> <td>110</td> </tr> <tr> <td>IN LINE-S 150</td> <td>22562</td> <td>153</td> <td>146</td> <td>120</td> </tr> <tr> <td>IN LINE-S 200</td> <td>22566</td> <td>203</td> <td>196</td> <td>150</td> </tr> <tr> <td>IN LINE-S 250</td> <td>22571</td> <td>253</td> <td>247</td> <td>180</td> </tr> <tr> <td>IN LINE-S 315</td> <td>22576</td> <td>318</td> <td>312</td> <td>210</td> </tr> </tbody> </table> <p>Dimensions (mm)</p>	Models	Code	Ø A	Ø B	C	IN LINE-S 100	22551	103	96	100	IN LINE-S 125	22556	128	122	110	IN LINE-S 150	22562	153	146	120	IN LINE-S 200	22566	203	196	150	IN LINE-S 250	22571	253	247	180	IN LINE-S 315	22576	318	312	210																																			
			Models	Code	Ø A	Ø B	C																																																																		
IN LINE-S 100	22551	103	96	100																																																																					
IN LINE-S 125	22556	128	122	110																																																																					
IN LINE-S 150	22562	153	146	120																																																																					
IN LINE-S 200	22566	203	196	150																																																																					
IN LINE-S 250	22571	253	247	180																																																																					
IN LINE-S 315	22576	318	312	210																																																																					
																																																																									
 <p><b>CA-FU Pipe clamps</b> - Galvanized sheet steel body and aluminium fins complete in packs of two</p>	<p>22667 22668 22669 22671 22672 22673</p> 	<table border="1"> <thead> <tr> <th>Models</th> <th>Code</th> <th>Ø A</th> <th>B</th> <th>C</th> </tr> </thead> <tbody> <tr> <td>CA-FU 100</td> <td>22667</td> <td>103</td> <td>138</td> <td>30</td> </tr> <tr> <td>CA-FU 125</td> <td>22668</td> <td>128</td> <td>163</td> <td>30</td> </tr> <tr> <td>CA-FU 150</td> <td>22669</td> <td>153</td> <td>188</td> <td>30</td> </tr> <tr> <td>CA-FU 200</td> <td>22671</td> <td>203</td> <td>238</td> <td>30</td> </tr> <tr> <td>CA-FU 250</td> <td>22672</td> <td>253</td> <td>288</td> <td>30</td> </tr> <tr> <td>CA-FU 315</td> <td>22673</td> <td>318</td> <td>353</td> <td>30</td> </tr> </tbody> </table> <p>Dimensions (mm)</p>	Models	Code	Ø A	B	C	CA-FU 100	22667	103	138	30	CA-FU 125	22668	128	163	30	CA-FU 150	22669	153	188	30	CA-FU 200	22671	203	238	30	CA-FU 250	22672	253	288	30	CA-FU 315	22673	318	353	30	<table border="1"> <thead> <tr> <th>Models</th> <th>Code</th> <th>Ø A</th> <th>B</th> <th>C</th> </tr> </thead> <tbody> <tr> <td>CA-FU 100</td> <td>22667</td> <td>103</td> <td>138</td> <td>30</td> </tr> <tr> <td>CA-FU 125</td> <td>22668</td> <td>128</td> <td>163</td> <td>30</td> </tr> <tr> <td>CA-FU 150</td> <td>22669</td> <td>153</td> <td>188</td> <td>30</td> </tr> <tr> <td>CA-FU 200</td> <td>22671</td> <td>203</td> <td>238</td> <td>30</td> </tr> <tr> <td>CA-FU 250</td> <td>22672</td> <td>253</td> <td>288</td> <td>30</td> </tr> <tr> <td>CA-FU 315</td> <td>22673</td> <td>318</td> <td>353</td> <td>30</td> </tr> </tbody> </table> <p>Dimensions (mm)</p>	Models	Code	Ø A	B	C	CA-FU 100	22667	103	138	30	CA-FU 125	22668	128	163	30	CA-FU 150	22669	153	188	30	CA-FU 200	22671	203	238	30	CA-FU 250	22672	253	288	30	CA-FU 315	22673	318	353	30
		Models	Code	Ø A	B	C																																																																			
CA-FU 100	22667	103	138	30																																																																					
CA-FU 125	22668	128	163	30																																																																					
CA-FU 150	22669	153	188	30																																																																					
CA-FU 200	22671	203	238	30																																																																					
CA-FU 250	22672	253	288	30																																																																					
CA-FU 315	22673	318	353	30																																																																					
Models	Code	Ø A	B	C																																																																					
CA-FU 100	22667	103	138	30																																																																					
CA-FU 125	22668	128	163	30																																																																					
CA-FU 150	22669	153	188	30																																																																					
CA-FU 200	22671	203	238	30																																																																					
CA-FU 250	22672	253	288	30																																																																					
CA-FU 315	22673	318	353	30																																																																					
																																																																									

Models		Code	Dimensions																																										
	<p><b>VORT PLENUM 6+1</b> Air distribution box with inspection opening for air supply or extraction up to 6 rooms + kitchen.</p> <p><b>VORT PLENUM 5+1 AR</b> Air distribution box with inspection opening for air extraction up to 5 rooms + kitchen.</p>	<p>22343</p> <p>22347</p>	 <table border="1"> <thead> <tr> <th>Models</th> <th>Code</th> <th>A</th> <th>B</th> <th>C</th> <th>D</th> <th>E</th> <th>Ø F</th> <th>Ø G</th> </tr> </thead> <tbody> <tr> <td>VORT PLENUM 6+1</td> <td>22343</td> <td>490</td> <td>300</td> <td>150</td> <td>610</td> <td>410</td> <td>125</td> <td>77.5</td> </tr> <tr> <td>VORT PLENUM 5+1 AR</td> <td>22347</td> <td></td> <td></td> <td></td> <td></td> <td></td> <td></td> <td></td> </tr> </tbody> </table> <p>Dimensions (mm)</p>	Models	Code	A	B	C	D	E	Ø F	Ø G	VORT PLENUM 6+1	22343	490	300	150	610	410	125	77.5	VORT PLENUM 5+1 AR	22347																						
Models	Code	A	B	C	D	E	Ø F	Ø G																																					
VORT PLENUM 6+1	22343	490	300	150	610	410	125	77.5																																					
VORT PLENUM 5+1 AR	22347																																												
	<p><b>TRA Outlet port protection grille</b></p> <p>- Fitted to the appliance intake to prevent accidental contact with moving parts if the appliance is installed in an accessible position (STANDARD EN 294)</p>	<p>51150</p> <p>51250</p> <p>51350</p> <p>51450</p> <p>51550</p>	<table border="1"> <thead> <tr> <th>Models</th> <th>Code</th> <th>A</th> <th>B</th> <th>C</th> <th>Ø D</th> </tr> </thead> <tbody> <tr> <td>TRA 250</td> <td>51150</td> <td>280</td> <td>305</td> <td>10</td> <td>8</td> </tr> <tr> <td>TRA 300</td> <td>51250</td> <td>380</td> <td>355</td> <td>10</td> <td>8</td> </tr> <tr> <td>TRA 350</td> <td>51350</td> <td>380</td> <td>405</td> <td>10</td> <td>8</td> </tr> <tr> <td>TRA 400</td> <td>51450</td> <td>430</td> <td>455</td> <td>10</td> <td>8</td> </tr> <tr> <td>TRA 450/500</td> <td>51550</td> <td>530</td> <td>555</td> <td>10</td> <td>8</td> </tr> </tbody> </table> <p>Dimensions (mm)</p> 	Models	Code	A	B	C	Ø D	TRA 250	51150	280	305	10	8	TRA 300	51250	380	355	10	8	TRA 350	51350	380	405	10	8	TRA 400	51450	430	455	10	8	TRA 450/500	51550	530	555	10	8						
Models	Code	A	B	C	Ø D																																								
TRA 250	51150	280	305	10	8																																								
TRA 300	51250	380	355	10	8																																								
TRA 350	51350	380	405	10	8																																								
TRA 400	51450	430	455	10	8																																								
TRA 450/500	51550	530	555	10	8																																								
	<p><b>GFI Fixed grille</b></p> <p>- Applied to the outer hole in the wall, in line with the fan</p> <p>- Weight 0.12 Kg</p>	<p>22010</p> <p>22020</p>	 <table border="1"> <thead> <tr> <th>Models</th> <th>Code</th> <th>A</th> <th>Ø B</th> <th>C</th> <th>Ø D</th> <th>E</th> <th>F</th> </tr> </thead> <tbody> <tr> <td>GFI 10</td> <td>22010</td> <td>100</td> <td>150</td> <td>24</td> <td>97</td> <td>133</td> <td>50</td> </tr> <tr> <td>GFI 12/15</td> <td>22020</td> <td>100</td> <td>197</td> <td>30</td> <td>155</td> <td>180</td> <td>-</td> </tr> </tbody> </table> <p>Dimensions (mm)</p>	Models	Code	A	Ø B	C	Ø D	E	F	GFI 10	22010	100	150	24	97	133	50	GFI 12/15	22020	100	197	30	155	180	-																		
Models	Code	A	Ø B	C	Ø D	E	F																																						
GFI 10	22010	100	150	24	97	133	50																																						
GFI 12/15	22020	100	197	30	155	180	-																																						
	<p><b>GGR Gravity shutter</b></p> <p>- For wall installation to prevent re-entry of air and entry of objects</p>	<p>22332</p> <p>22333</p> <p>22334</p> <p>22335</p> <p>22336</p> <p>22337</p>	<table border="1"> <thead> <tr> <th>Models</th> <th>Code</th> <th>Ø A</th> <th>C</th> <th>D</th> <th>Ø E</th> </tr> </thead> <tbody> <tr> <td>GGR 100</td> <td>22332</td> <td>140</td> <td>8</td> <td>28</td> <td>99</td> </tr> <tr> <td>GGR 120/125</td> <td>22333</td> <td>160</td> <td>8</td> <td>28</td> <td>119</td> </tr> <tr> <td>GGR 150</td> <td>22334</td> <td>198</td> <td>8</td> <td>28</td> <td>155</td> </tr> <tr> <td>GGR 200</td> <td>22335</td> <td>254</td> <td>14</td> <td>-</td> <td>-</td> </tr> <tr> <td>GGR 250</td> <td>22336</td> <td>299</td> <td>14</td> <td>-</td> <td>-</td> </tr> <tr> <td>GGR 315</td> <td>22337</td> <td>391</td> <td>14</td> <td>-</td> <td>-</td> </tr> </tbody> </table> <p>Dimensions (mm)</p> 	Models	Code	Ø A	C	D	Ø E	GGR 100	22332	140	8	28	99	GGR 120/125	22333	160	8	28	119	GGR 150	22334	198	8	28	155	GGR 200	22335	254	14	-	-	GGR 250	22336	299	14	-	-	GGR 315	22337	391	14	-	-
Models	Code	Ø A	C	D	Ø E																																								
GGR 100	22332	140	8	28	99																																								
GGR 120/125	22333	160	8	28	119																																								
GGR 150	22334	198	8	28	155																																								
GGR 200	22335	254	14	-	-																																								
GGR 250	22336	299	14	-	-																																								
GGR 315	22337	391	14	-	-																																								

Models		Code	Dimensions																																			
	<b>FG Fixed grille</b> - For mounting at the start or at the end of the ventilation duct	22165 22166 22167	 <table border="1"> <thead> <tr> <th>Models</th> <th>Code</th> <th>∅A</th> <th>C</th> <th>D</th> <th>∅E</th> </tr> </thead> <tbody> <tr> <td>FG 100</td> <td>22165</td> <td>140</td> <td>8</td> <td>28</td> <td>99</td> </tr> <tr> <td>FG 125</td> <td>22166</td> <td>160</td> <td>8</td> <td>28</td> <td>119</td> </tr> <tr> <td>FG 150</td> <td>22167</td> <td>198</td> <td>8</td> <td>28</td> <td>155</td> </tr> </tbody> </table> <p>Dimensions (mm)</p>	Models	Code	∅A	C	D	∅E	FG 100	22165	140	8	28	99	FG 125	22166	160	8	28	119	FG 150	22167	198	8	28	155											
Models	Code	∅A	C	D	∅E																																	
FG 100	22165	140	8	28	99																																	
FG 125	22166	160	8	28	119																																	
FG 150	22167	198	8	28	155																																	
	<b>PGR Gravity shutter</b> - For preventing air back-draught or rain penetration when the unit is turned off	50150 50250 50350 50450 50550	<table border="1"> <thead> <tr> <th>Models</th> <th>Code</th> <th>∅A</th> <th>∅B</th> <th>C</th> <th>D</th> <th>E</th> </tr> </thead> <tbody> <tr> <td>PGR 250</td> <td>50150</td> <td>296</td> <td>280</td> <td rowspan="3">6</td> <td rowspan="2">20</td> <td rowspan="2">68</td> </tr> <tr> <td>PGR 300</td> <td>50250</td> <td>346</td> <td>330</td> </tr> <tr> <td>PGR 350</td> <td>50350</td> <td>396</td> <td>380</td> <td rowspan="2">30</td> <td rowspan="2">117</td> </tr> <tr> <td>PGR 400</td> <td>50450</td> <td>546</td> <td>530</td> </tr> <tr> <td>PGR 450/500</td> <td>50550</td> <td>546</td> <td>530</td> <td></td> <td></td> <td></td> </tr> </tbody> </table> <p>Dimensions (mm)</p> 	Models	Code	∅A	∅B	C	D	E	PGR 250	50150	296	280	6	20	68	PGR 300	50250	346	330	PGR 350	50350	396	380	30	117	PGR 400	50450	546	530	PGR 450/500	50550	546	530			
Models	Code	∅A	∅B	C	D	E																																
PGR 250	50150	296	280	6	20	68																																
PGR 300	50250	346	330																																			
PGR 350	50350	396	380		30	117																																
PGR 400	50450	546	530																																			
PGR 450/500	50550	546	530																																			
	<b>AIR VALVE FOR EXTRACTION ∅ 80</b> <b>AIR VALVE FOR EXTRACTION ∅ 125</b>	22326 22327	 <table border="1"> <thead> <tr> <th>Models</th> <th>Code</th> <th>∅A</th> <th>∅B</th> <th>C</th> </tr> </thead> <tbody> <tr> <td>∅ 80</td> <td>22326</td> <td>119</td> <td>80</td> <td>19</td> </tr> <tr> <td>∅ 125</td> <td>22327</td> <td>169</td> <td>125</td> <td>27</td> </tr> </tbody> </table> <p>Dimensions (mm)</p>	Models	Code	∅A	∅B	C	∅ 80	22326	119	80	19	∅ 125	22327	169	125	27																				
Models	Code	∅A	∅B	C																																		
∅ 80	22326	119	80	19																																		
∅ 125	22327	169	125	27																																		

Models		Code	Dimensions																														
 <p><b>AV Air valve</b> - To be applied to plafond, ceiling, ventilation ducts, double-ceilings etc...</p>	<p>Pressure losses</p> 	<p>22189 22190 22191 22192 22193</p> 	<table border="1"> <thead> <tr> <th>Models</th> <th>Code</th> <th>Ø A</th> <th>Ø B</th> <th>C</th> </tr> </thead> <tbody> <tr> <td>AV 100</td> <td>22189</td> <td>138</td> <td>100</td> <td>19</td> </tr> <tr> <td>AV 125</td> <td>22190</td> <td>164</td> <td>125</td> <td>20</td> </tr> <tr> <td>AV 150</td> <td>22191</td> <td>192</td> <td>150</td> <td>20</td> </tr> <tr> <td>AV 160</td> <td>22192</td> <td>192</td> <td>160</td> <td>20</td> </tr> <tr> <td>AV 200</td> <td>22193</td> <td>240</td> <td>200</td> <td>19</td> </tr> </tbody> </table> <p>Dimensions (mm)</p>	Models	Code	Ø A	Ø B	C	AV 100	22189	138	100	19	AV 125	22190	164	125	20	AV 150	22191	192	150	20	AV 160	22192	192	160	20	AV 200	22193	240	200	19
Models	Code	Ø A	Ø B	C																													
AV 100	22189	138	100	19																													
AV 125	22190	164	125	20																													
AV 150	22191	192	150	20																													
AV 160	22192	192	160	20																													
AV 200	22193	240	200	19																													
 <p><b>CD Air diffuser</b> - To be applied to plafond, ceilings, ventilation ducts, double ceilings etc... - Optional included: Adapter for connection to flexible duct.</p> 	<p>22127 22168 22169</p>		<table border="1"> <thead> <tr> <th>Models</th> <th>code</th> <th>Ø A</th> <th>Ø B</th> <th>C</th> </tr> </thead> <tbody> <tr> <td>CD 200</td> <td>22127</td> <td>310</td> <td>200</td> <td>47</td> </tr> <tr> <td>CD 250</td> <td>22168</td> <td>360</td> <td>250</td> <td>47</td> </tr> <tr> <td>CD 315</td> <td>22169</td> <td>420</td> <td>300</td> <td>47</td> </tr> </tbody> </table> <p>Dimensions (mm)</p>	Models	code	Ø A	Ø B	C	CD 200	22127	310	200	47	CD 250	22168	360	250	47	CD 315	22169	420	300	47										
Models	code	Ø A	Ø B	C																													
CD 200	22127	310	200	47																													
CD 250	22168	360	250	47																													
CD 315	22169	420	300	47																													
 <p><b>AUTOMATIC AIR INLET</b> <b>EA 15 BL</b> Automatic air inlet 15 m³/h <b>EA 30 BL</b> Automatic air inlet 30 m³/h.</p>	<p>91012 91014</p>		<table border="1"> <thead> <tr> <th>Models</th> <th>code</th> <th>A</th> <th>Ø B</th> <th>C</th> <th>D</th> </tr> </thead> <tbody> <tr> <td>EA 15 m³/h</td> <td>91012</td> <td>405</td> <td>18</td> <td>20</td> <td>12</td> </tr> <tr> <td>EA 30 m³/h</td> <td>91014</td> <td></td> <td></td> <td></td> <td></td> </tr> </tbody> </table> <p>Dimensions (mm)</p>	Models	code	A	Ø B	C	D	EA 15 m³/h	91012	405	18	20	12	EA 30 m³/h	91014																
Models	code	A	Ø B	C	D																												
EA 15 m³/h	91012	405	18	20	12																												
EA 30 m³/h	91014																																
 <p><b>AUTOMATIC ACOUSTIC AIR INLET</b> <b>EAA 22 BL</b> Automatic acoustic air inlet <b>EAA 30 BL</b> Automatic acoustic air inlet <b>EAA 45 BL</b> Automatic acoustic air inlet</p>	<p>91016 91018 91035</p>																																

**KOVENT**  
 Kumanovska 14, 11000 Beograd  
 Tel. 011 308 57 40  
 Faks 011 344 41 13  
 E-mail: office@kovent.rs  
 www.kovent.rs

